



What **YOUNG**  
Australia  
Thinks ...

2022

# GENERATION

THE 10 YEAR YOUTH JOURNEY



# What do **youth** think?

New South Wales **report**

**Future  
plans**

**Careers**

**Homework  
and  
tutoring**

**Employment  
and  
extra-  
curricular  
activities**



**GENERATION** is a survey of Year 10 students and will follow the journey of some students for the next ten years. **GENERATION** seeks to find out what students are doing at school and what their future plans might be.

This summary report provides selected results from **GENERATION** in 2022. Not all Year 10 students will have participated in the survey and the results should be considered indicative rather than representative.

## **3,164 students took part in GENERATION in 2022.**

Year 10 students from more than 500 schools were invited to take part in **GENERATION** in 2022. This report allows you to make comparisons back to New South Wales data.

We hope that the information provided is beneficial and we thank you for your support for the project.

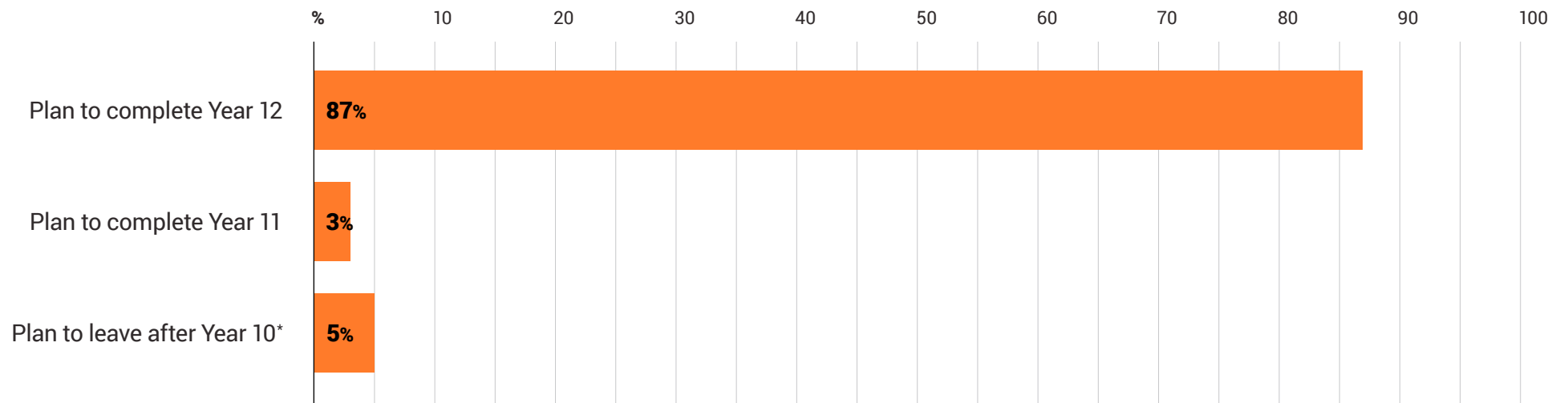
If you are interested in further details, please contact us at [generation@anu.edu.au](mailto:generation@anu.edu.au)



# Future plans



## Intentions to finish school



\*This could include students who may leave during Year 10.



# Future plans



## Uncertainty about future plans

**55%**

of students know  
their future plans

**16%**

of students are  
not sure of their  
future plans

**28%**

of students  
don't know their  
future plans

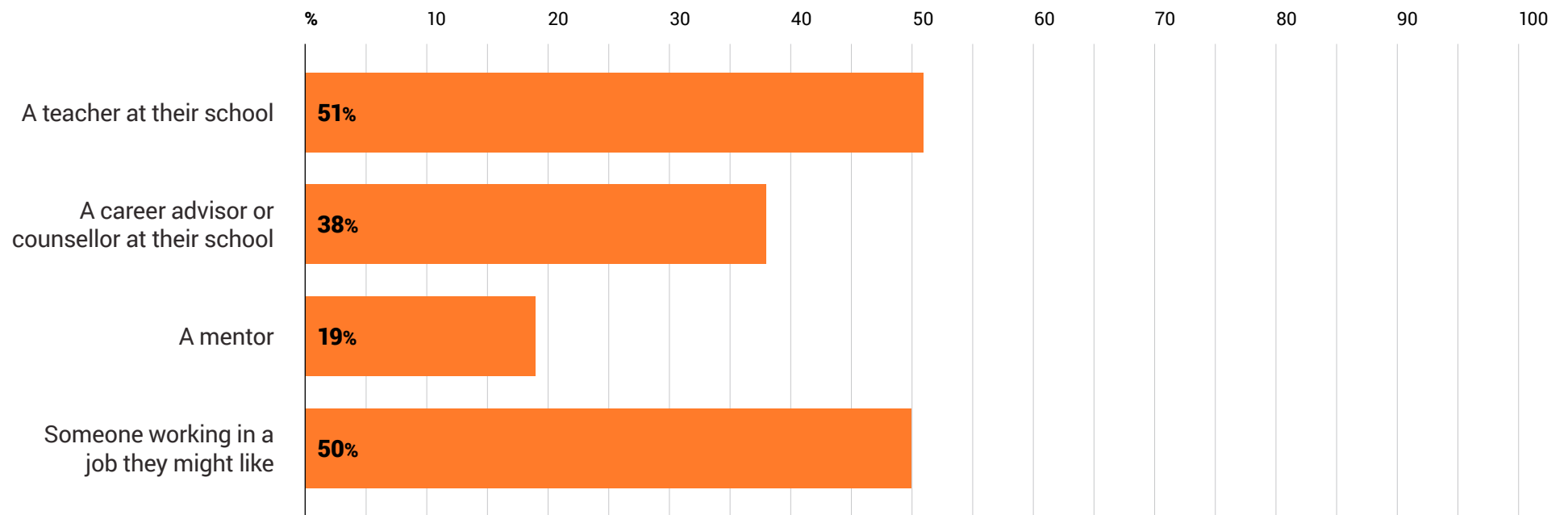


# Future plans

what students did in 2022 to help them make decisions about their futures



## They spoke to people about their career plans



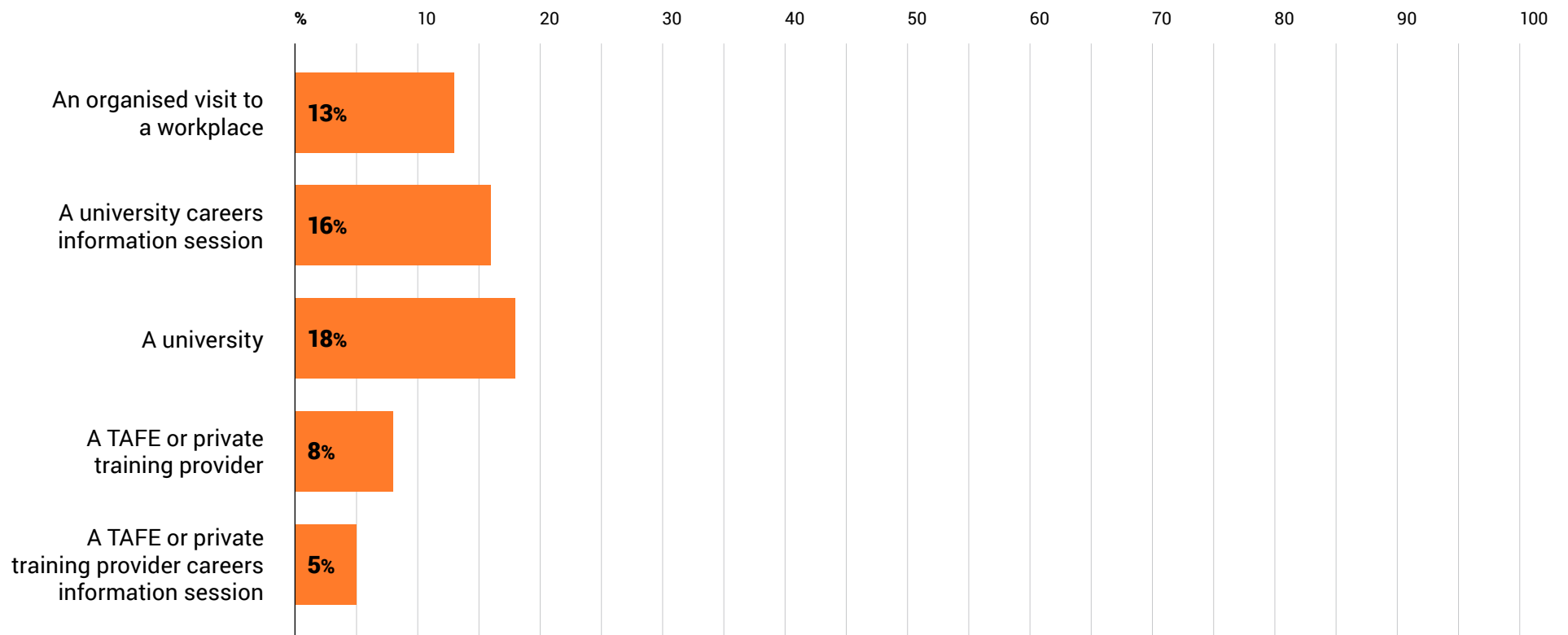


# Future plans

what students did in 2022 to help them make decisions about their futures



## They attended or visited



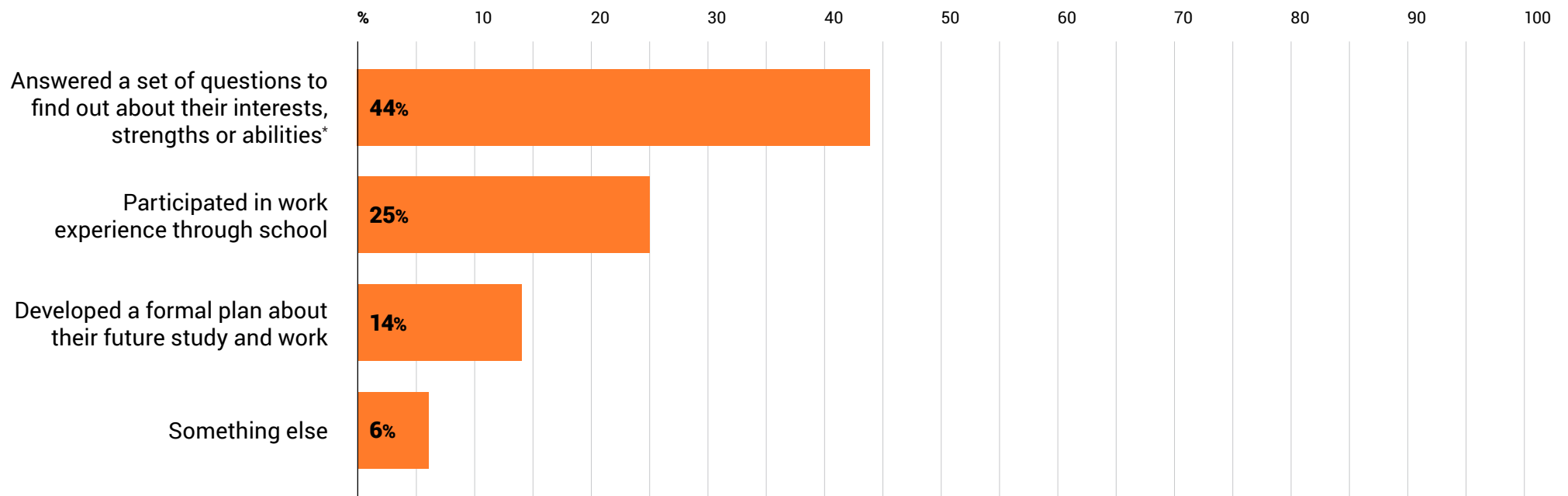


# Future plans

what students did in 2022 to help them make decisions about their futures



## Other activities



\*Please note that this question was asked prior to students completing the set of questions about their career interests.





# Career interest areas



## REALISTIC

People with **Realistic** interests like work that includes practical, hands-on problems and answers. Often people with Realistic interests do not like careers that involve paperwork or working closely with others.

**They like working with plants and animals, real-world materials like wood, tools, and machinery, outside work.**

## INVESTIGATIVE

People with **Investigative** interests like work that has to do with ideas and thinking rather than physical activity or leading people.

**They like searching for facts, figuring out problems.**

## ARTISTIC

People with **Artistic** interests like work that deals with the artistic side of things, such as acting, music, art, and design.

**They like creativity in their work, work that can be done without following a set of rules.**

## SOCIAL

People with **Social** interests like working with others to help them learn and grow. They like working with people more than working with objects, machines, or information.

**They like teaching, giving advice, helping and being of service to people.**

## ENTERPRISING

People with **Enterprising** interests like work that has to do with starting up and carrying out business projects. These people like taking action rather than thinking about things.

**They like persuading and leading people, making decisions, taking risks for profits.**

## CONVENTIONAL

People with **Conventional** interests like work that follows set procedures and routines. They prefer working with information and paying attention to details rather than working with ideas.

**They like working with clear rules, following a strong leader.**

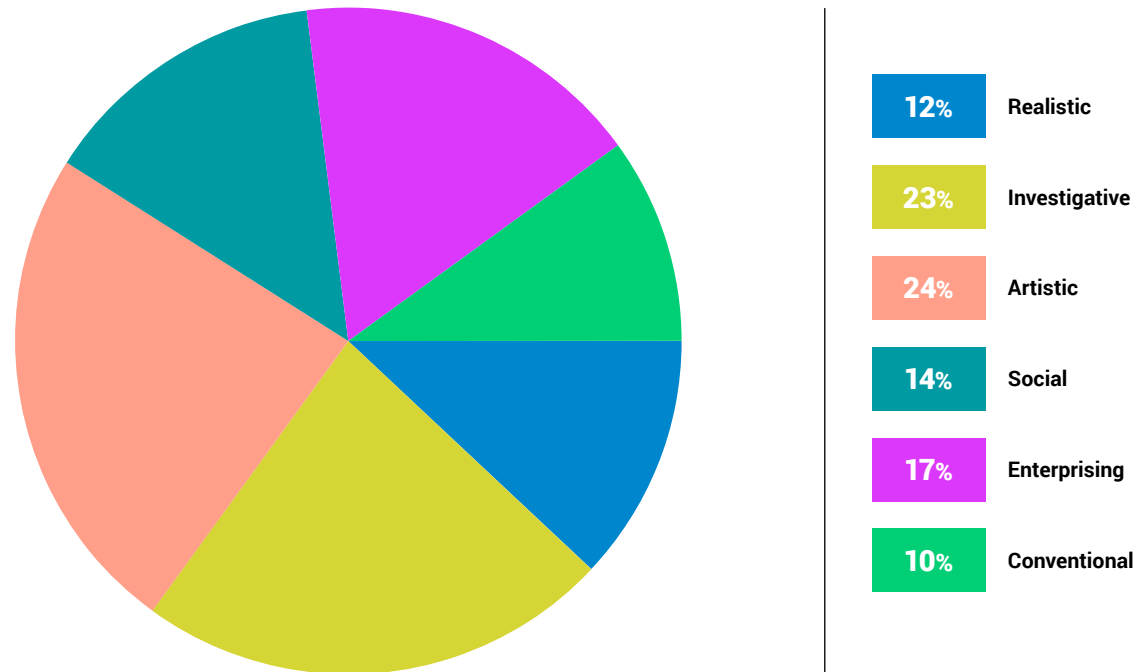


# Career interest areas



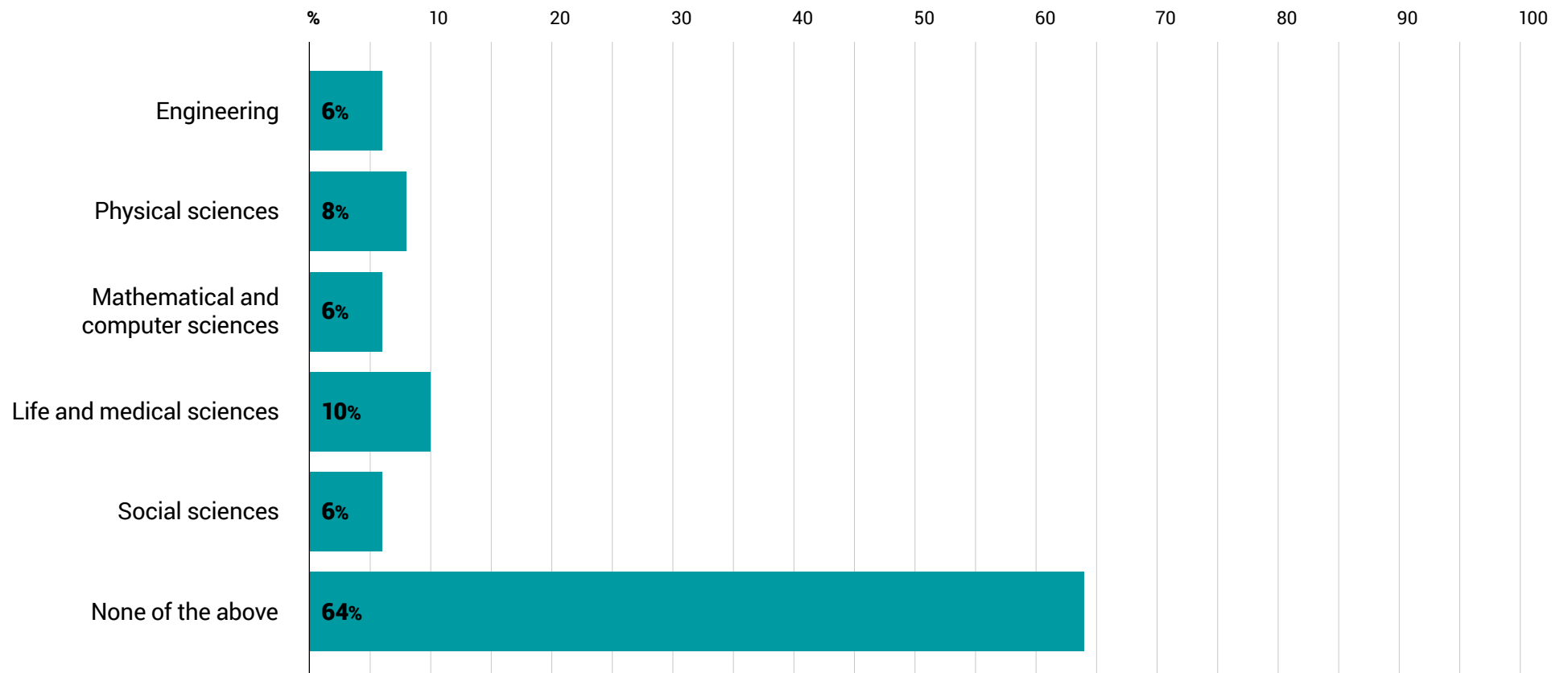
**% of students whose top interest area was**

**New South Wales**



# Career interest areas

## % of students whose top basic interest was STEM or social science

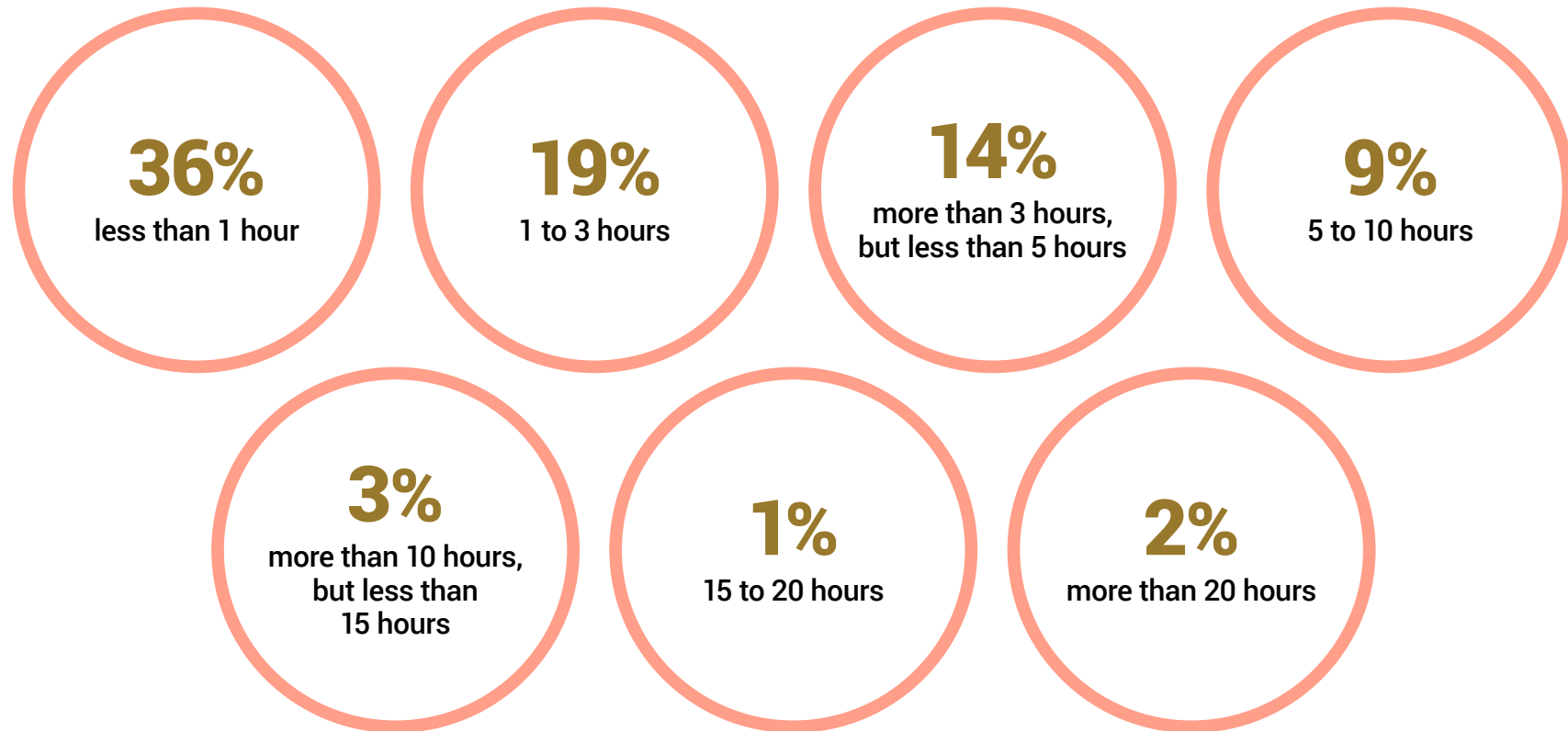


In cases where a student has tied highest scores, their response has been weighted evenly across the tied interest areas. Percentages may not add to 100% due to rounding.



# Homework and tutoring

## Homework in the last week\*



\*In the week prior to survey completion.



## Homework and tutoring

### Access to tutoring outside of school hours in the last 12 months\*

**7%**

have a tutor more  
than once per week

**16%**

have a tutor  
once per week

**4%**

have a tutor less  
than once per week

**66%**

did not have a tutor

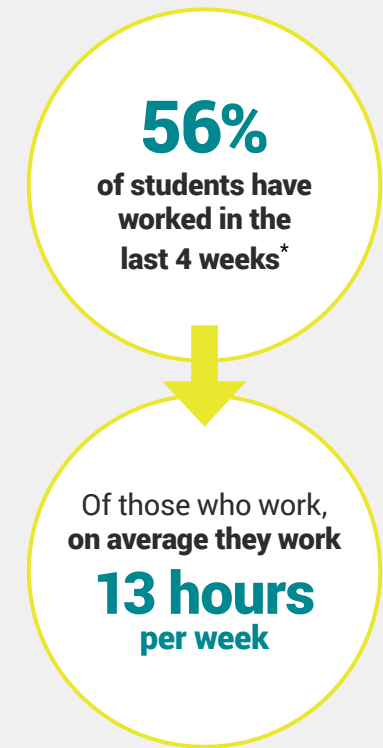
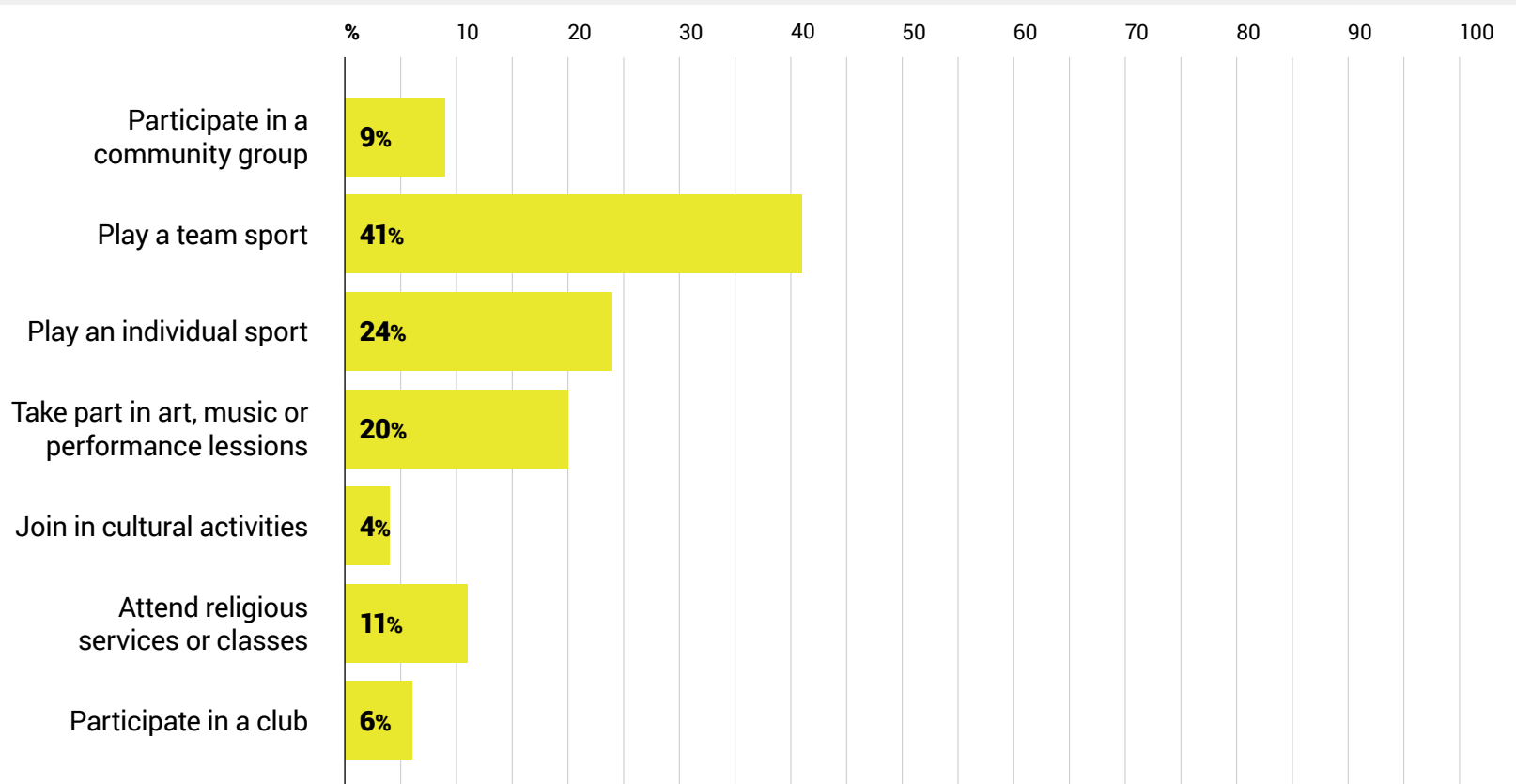
\*In the 12 months prior to survey completion.



# Employment and extra-curricular activities



**% of students who participated in extra-curricular activities in the year (at least once per week, for 3 or more months)**



\*In the 4 weeks prior to survey completion.

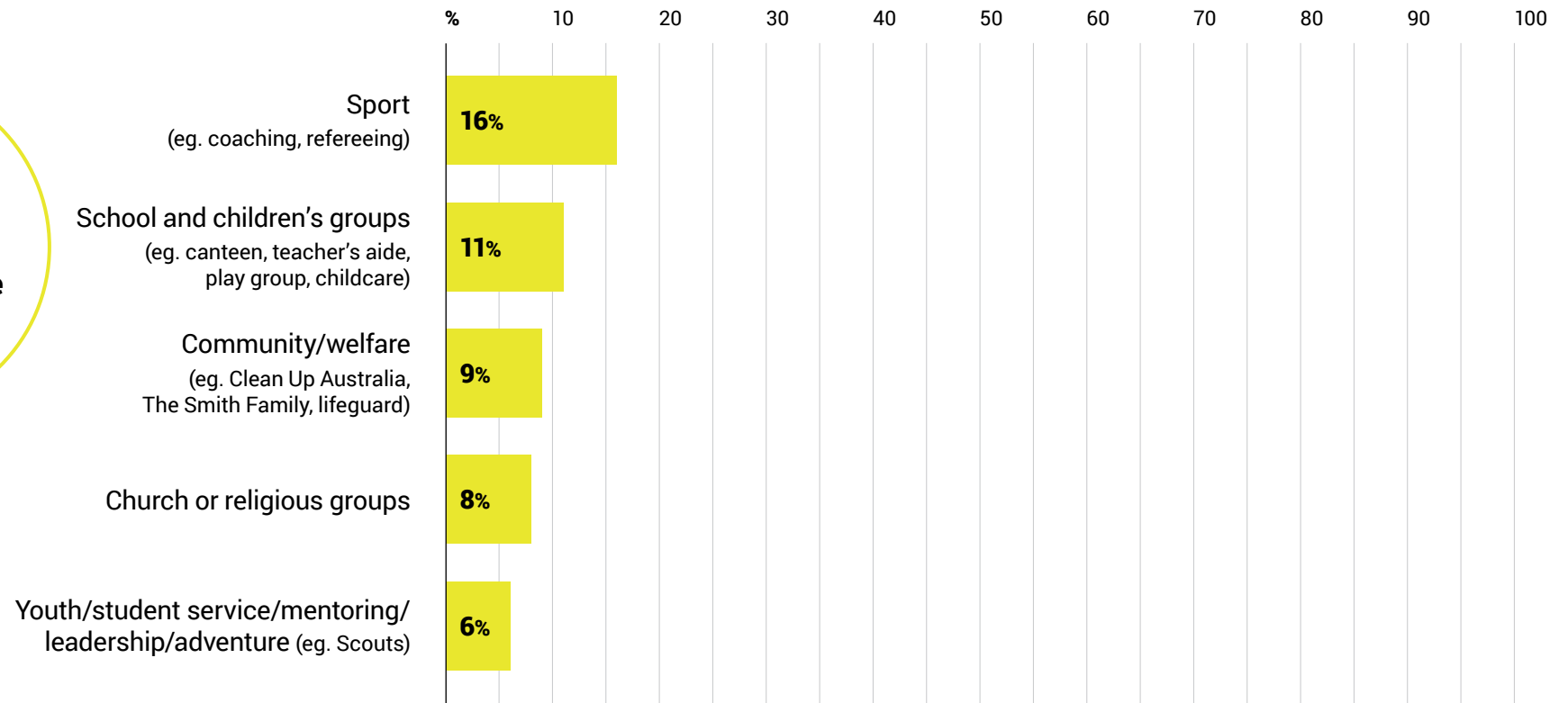


# Employment and extra-curricular activities



## % of students who did any unpaid voluntary work in the last 12 months with the following

**35%**  
of students  
volunteered in the  
past 12 months\*



\*In the 12 months prior to survey completion.



2022

# GENERATION

THE 10 YEAR YOUTH JOURNEY

The research has been commissioned by the Australian Government Department of Education, and all Australian state and territory governments.



Australian Government  
Department of Education



Australian  
National  
University



Social  
Research  
Centre

*GENERATION acknowledges and celebrates the First Australians on whose traditional lands we live, work and study. We seek to better understand who we are as a nation and where we might be going together in the future.*