



What **YOUNG**
Australia
Thinks ...

2022

GENERATION

THE 10 YEAR YOUTH JOURNEY



What do **youth** think?

Queensland report

**Future
plans**

Careers

**Homework
and
tutoring**

**Employment
and
extra-
curricular
activities**



GENERATION is a survey of Year 10 students and will follow the journey of some students for the next ten years. **GENERATION** seeks to find out what students are doing at school and what their future plans might be.

This summary report provides selected results from **GENERATION** in 2022. Not all Year 10 students will have participated in the survey and the results should be considered indicative rather than representative.

2,376 students took part in GENERATION in 2022.

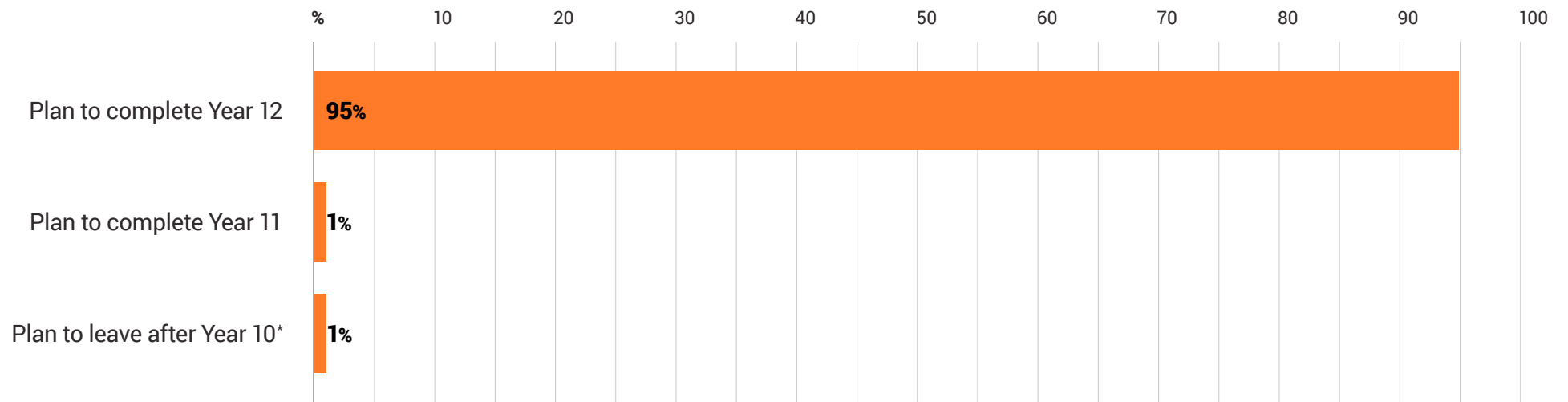
Year 10 students from more than 500 schools were invited to take part in **GENERATION** in 2022. This report allows you to make comparisons back to Queensland data.

We hope that the information provided is beneficial and we thank you for your support for the project.

If you are interested in further details, please contact us at generation@anu.edu.au

Future plans

Intentions to finish school



*This could include students who may leave during Year 10.



Future plans



Uncertainty about future plans

55%

of students know
their future plans

15%

of students are
not sure of their
future plans

28%

of students
don't know their
future plans

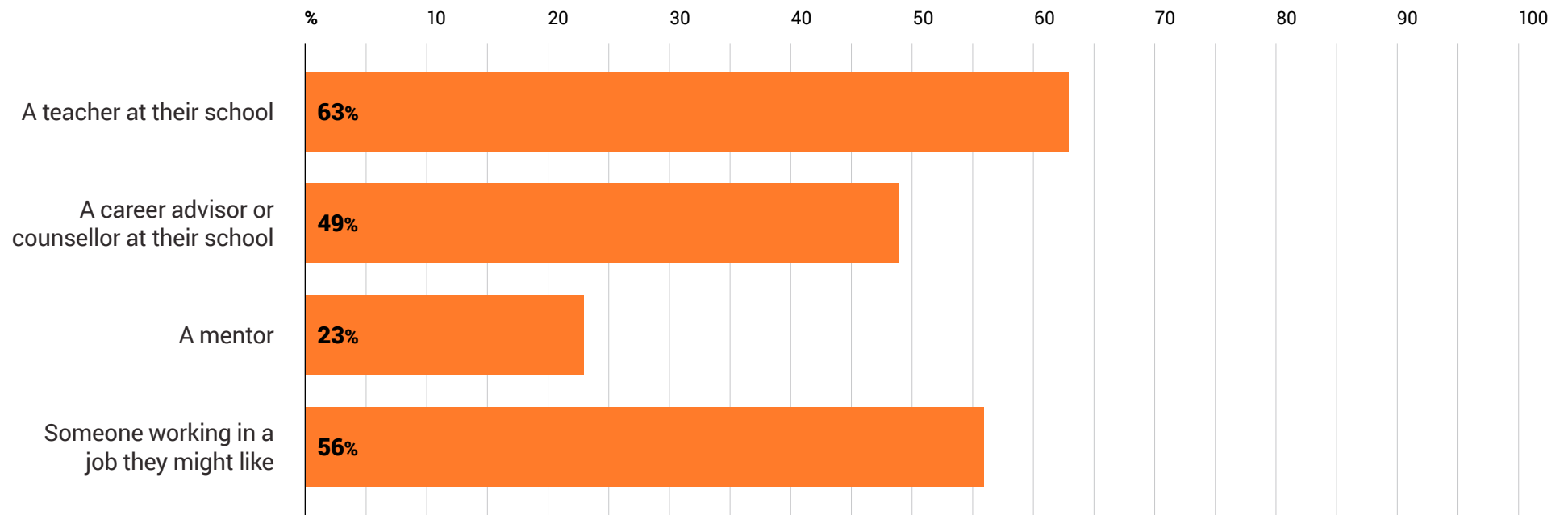


Future plans

what students did in 2022 to help them make decisions about their futures



They spoke to people about their career plans



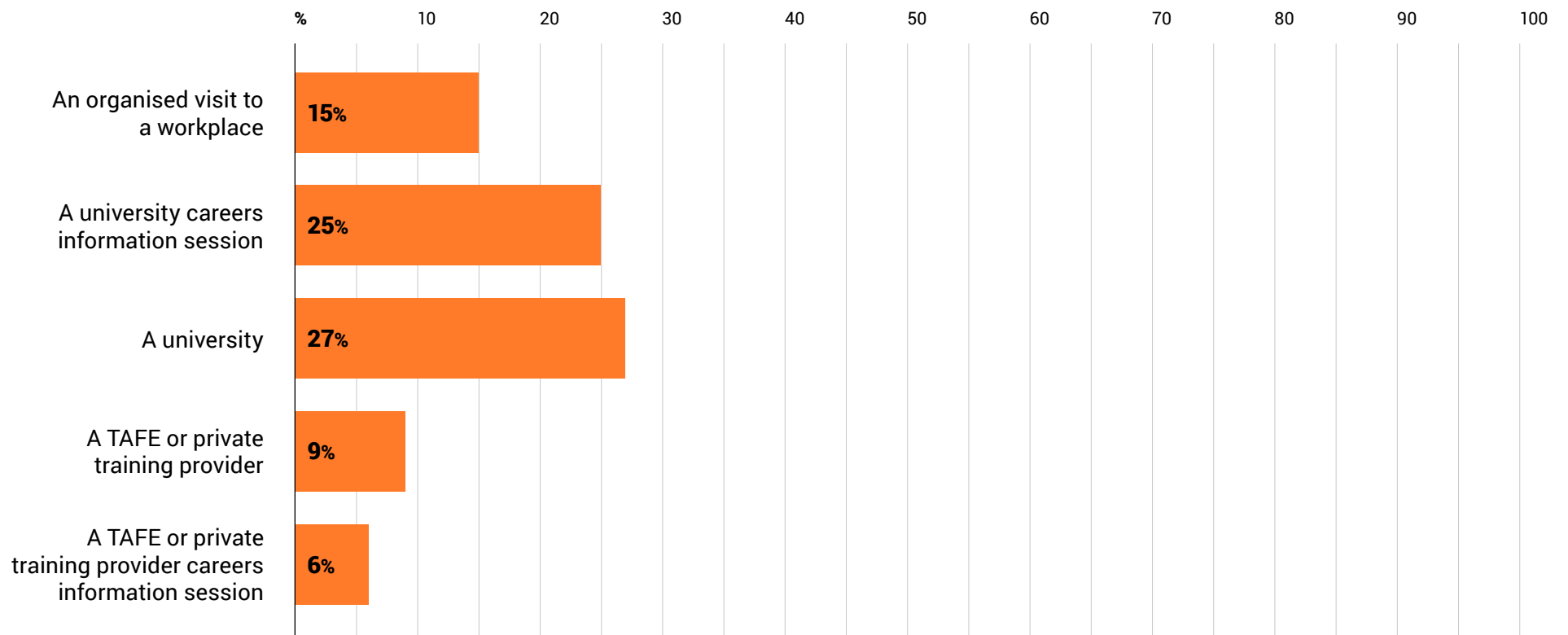


Future plans

what students did in 2022 to help them make decisions about their futures



They attended or visited



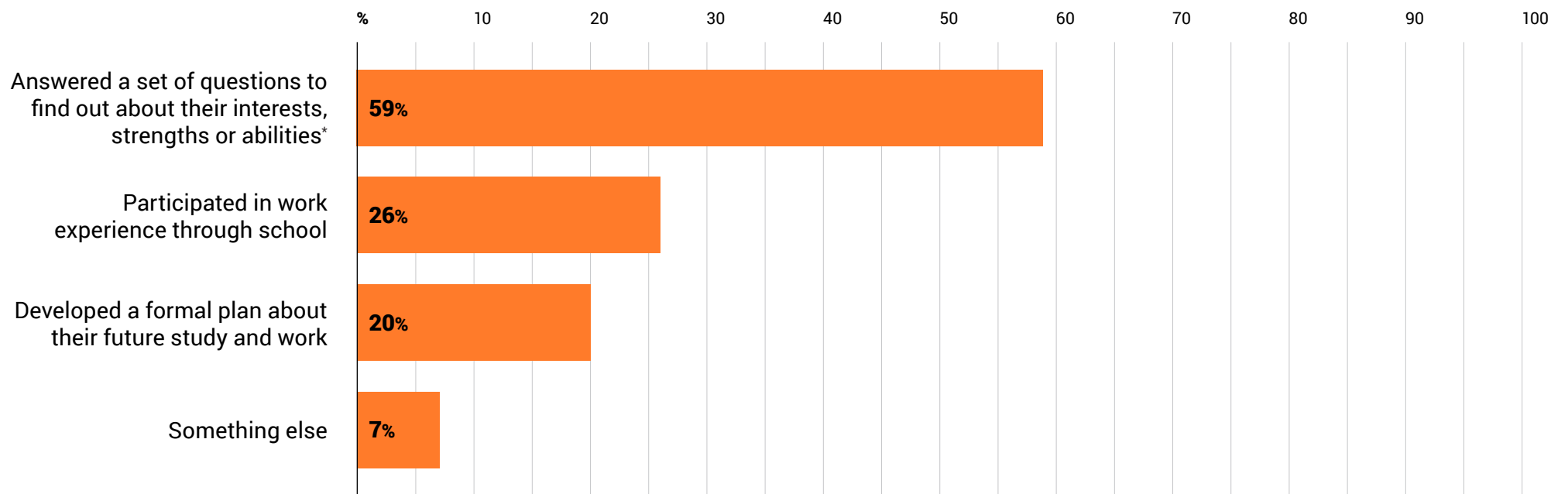


Future plans

what students did in 2022 to help them make decisions about their futures



Other activities



*Please note that this question was asked prior to students completing the set of questions about their career interests.



Career interest areas



REALISTIC

People with **Realistic** interests like work that includes practical, hands-on problems and answers. Often people with Realistic interests do not like careers that involve paperwork or working closely with others.

They like working with plants and animals, real-world materials like wood, tools, and machinery, outside work.

INVESTIGATIVE

People with **Investigative** interests like work that has to do with ideas and thinking rather than physical activity or leading people.

They like searching for facts, figuring out problems.

ARTISTIC

People with **Artistic** interests like work that deals with the artistic side of things, such as acting, music, art, and design.

They like creativity in their work, work that can be done without following a set of rules.

SOCIAL

People with **Social** interests like working with others to help them learn and grow. They like working with people more than working with objects, machines, or information.

They like teaching, giving advice, helping and being of service to people.

ENTERPRISING

People with **Enterprising** interests like work that has to do with starting up and carrying out business projects. These people like taking action rather than thinking about things.

They like persuading and leading people, making decisions, taking risks for profits.

CONVENTIONAL

People with **Conventional** interests like work that follows set procedures and routines. They prefer working with information and paying attention to details rather than working with ideas.

They like working with clear rules, following a strong leader.

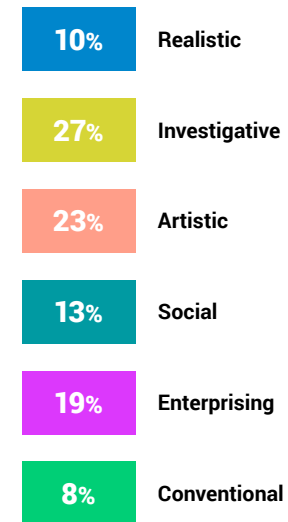


Career interest areas



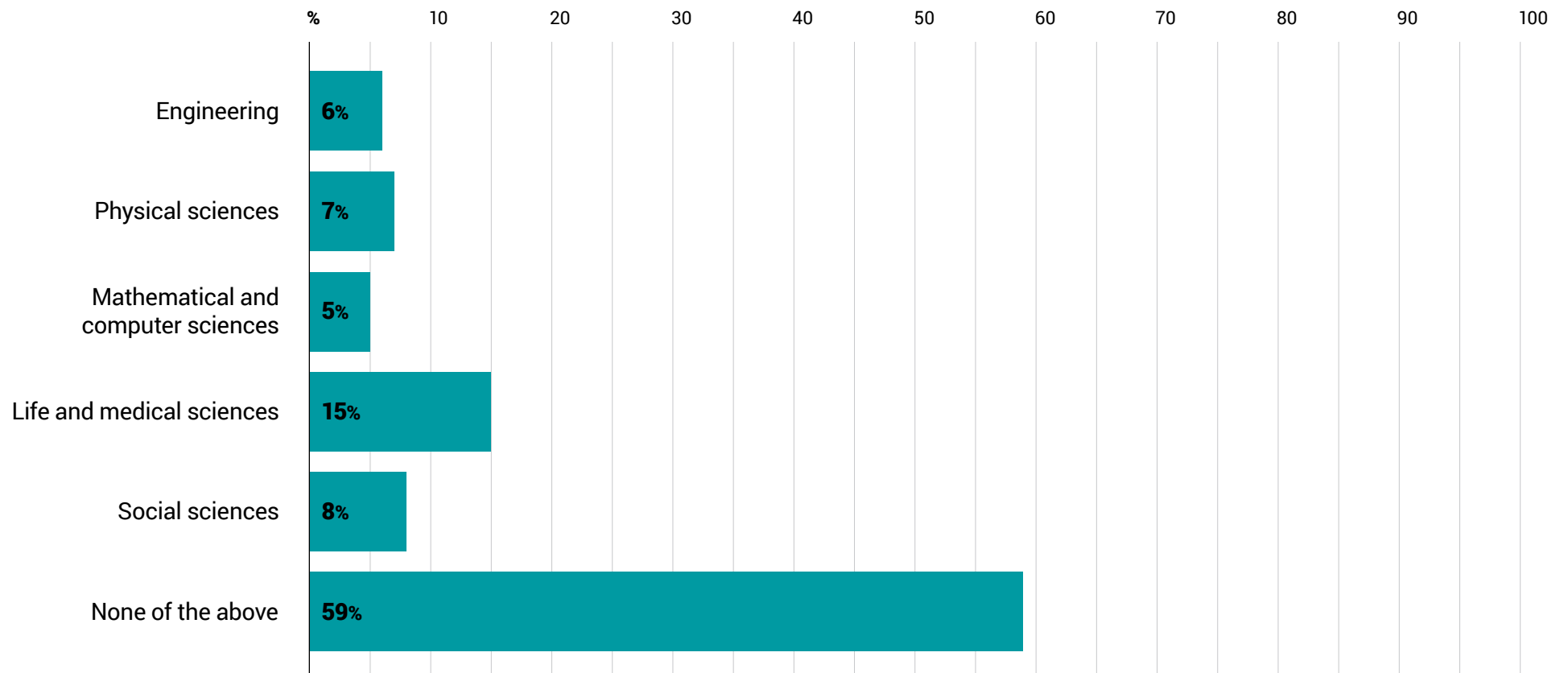
% of students whose top interest area was

Queensland



Career interest areas

% of students whose top basic interest was STEM or social science

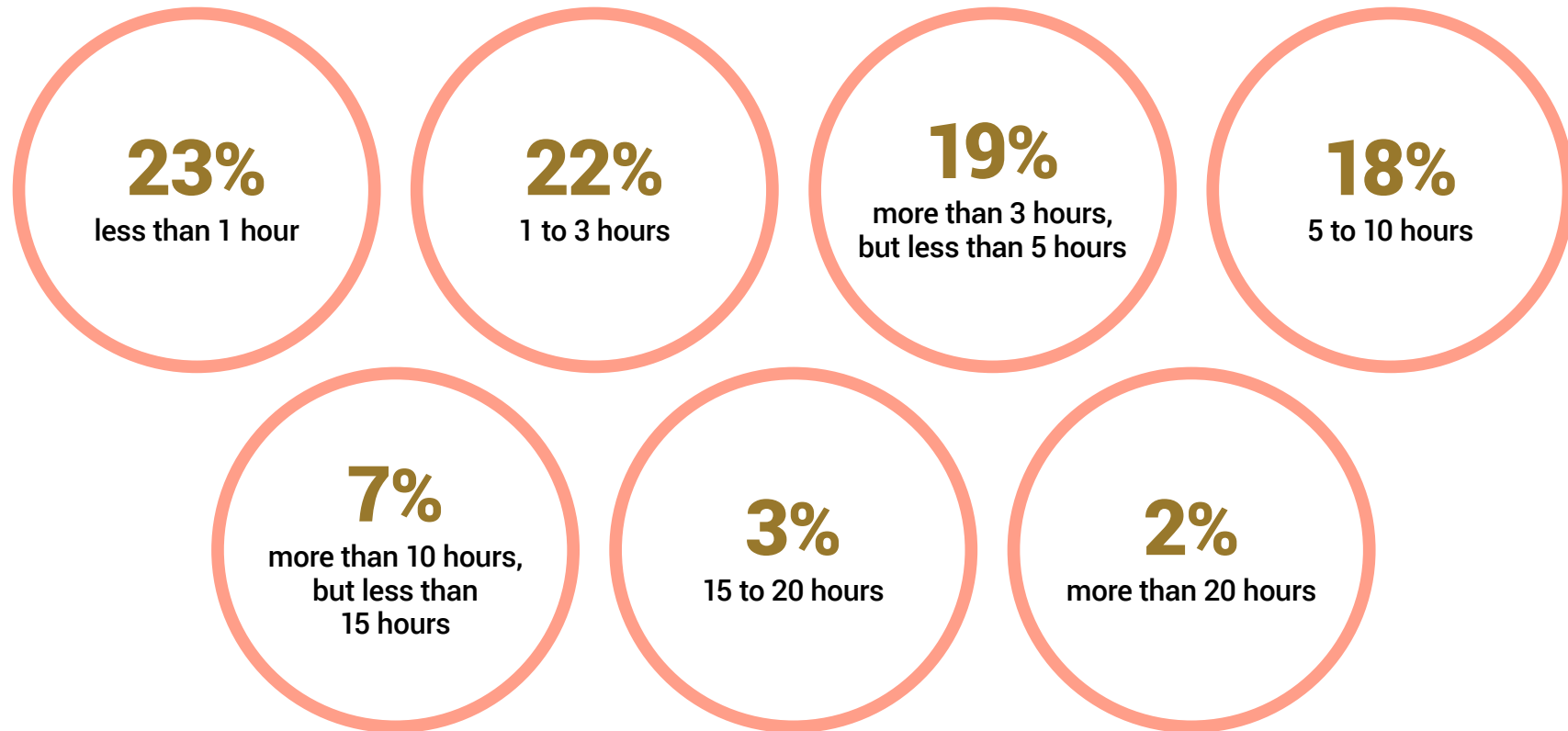


In cases where a student has tied highest scores, their response has been weighted evenly across the tied interest areas.
Percentages may not add to 100% due to rounding.



Homework and tutoring

Homework in the last week*



*In the week prior to survey completion.



Homework and tutoring

Access to tutoring outside of school hours in the last 12 months*

6%

have a tutor more
than once per week

19%

have a tutor
once per week

7%

have a tutor less
than once per week

64%

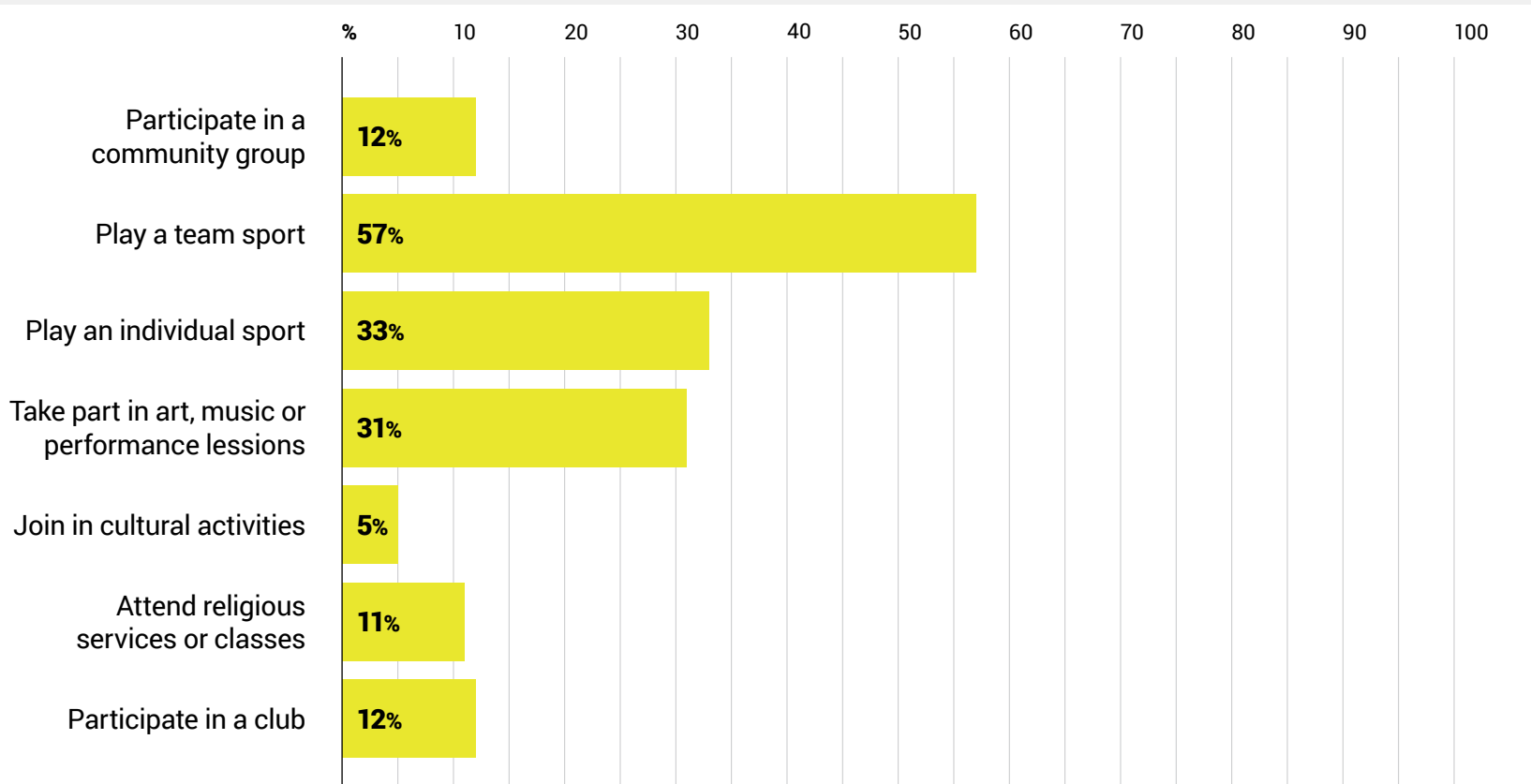
did not have a tutor



Employment and extra-curricular activities



% of students who participated in extra-curricular activities in the year (at least once per week, for 3 or more months)



*In the 4 weeks prior to survey completion.

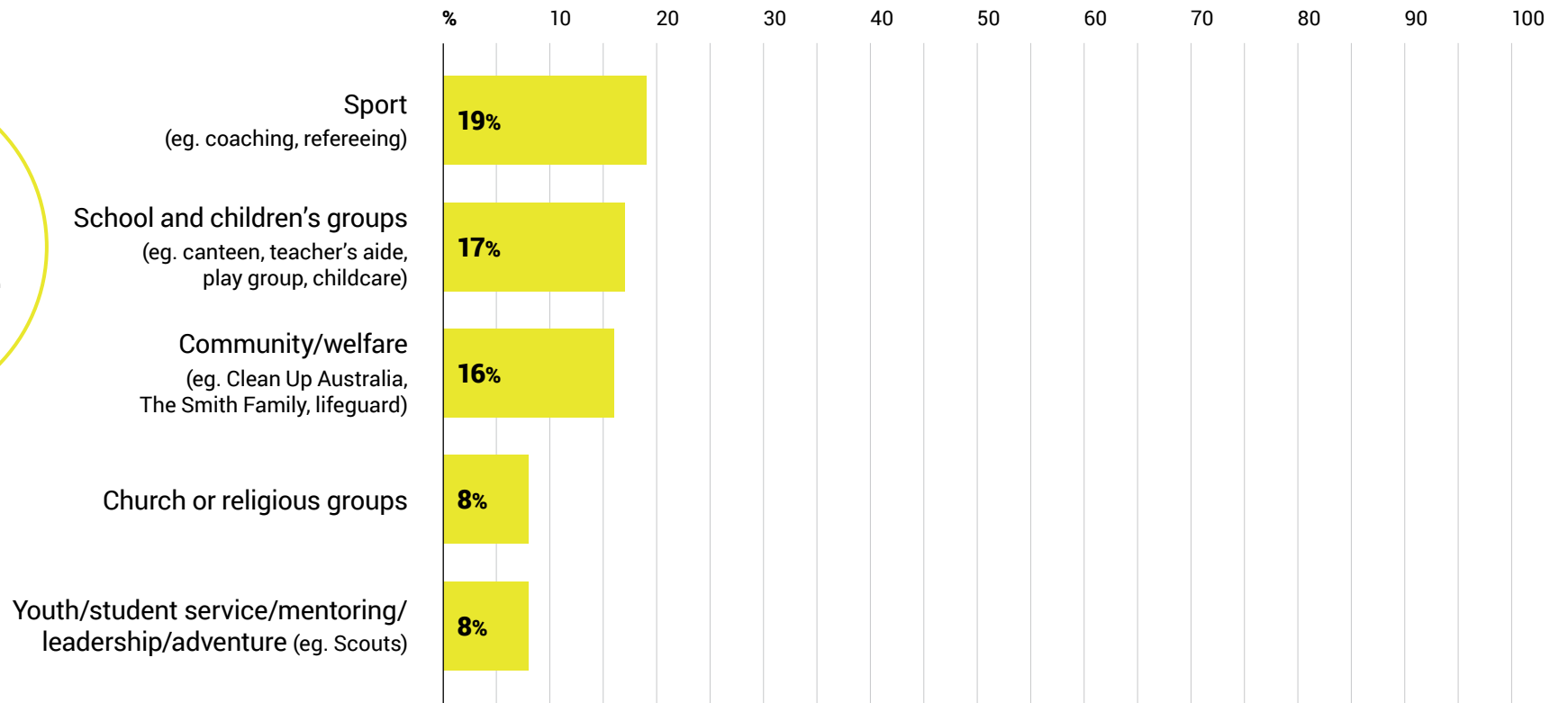


Employment and extra-curricular activities



% of students who did any unpaid voluntary work in the last 12 months with the following

47%
of students
volunteered in the
past 12 months*



*In the 12 months prior to survey completion.



2022

GENERATION

THE 10 YEAR YOUTH JOURNEY

The research has been commissioned by the Australian Government Department of Education, and all Australian state and territory governments.



Australian Government
Department of Education



Australian
National
University



Social
Research
Centre

GENERATION acknowledges and celebrates the First Australians on whose traditional lands we live, work and study. We seek to better understand who we are as a nation and where we might be going together in the future.