



What **YOUNG**  
Australia thinks

2022 2023 2024 2025 2026 2027 2028 2029 2030 2031

# GENERATION

THE 10 YEAR YOUTH JOURNEY



# What do **youth** think?

National report

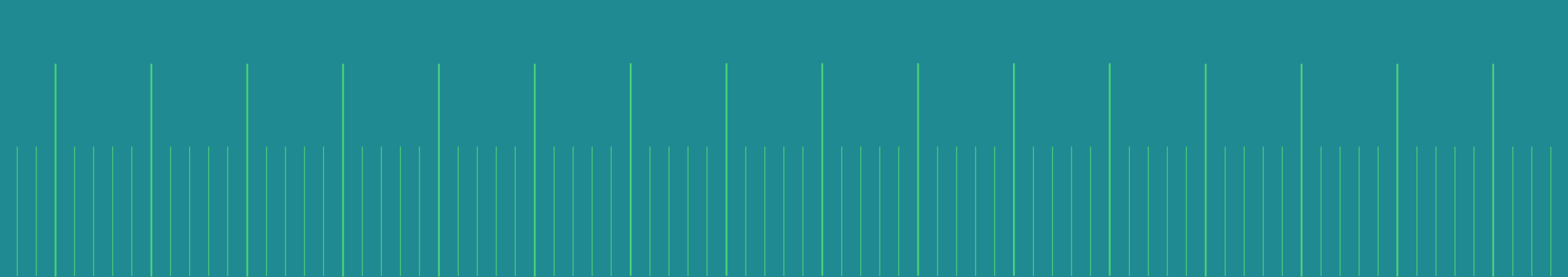
Future  
plans

Social and  
emotional  
skills

Homework  
and  
tutoring

Employment  
and  
extra-  
curricular  
activities





**GENERATION** began as a survey of Year 10 students in 2022 and will follow the journey of some participants for the next ten years. **GENERATION** seeks to find out what young people are doing and what their future plans might be.

This summary report provides selected results from **GENERATION** in 2023. Not all Year 10 students may have participated in 2022 and not all of those who participated in 2022 may have continued with the survey in 2023 and the results should be considered indicative rather than representative.

## **3,199 young people took part in GENERATION in 2023.**

Young people from more than 270 schools took part in **GENERATION** in 2023. Please note, not all participants were still at school at time of survey. Approximately 97% of young people surveyed were still at school at time of contact. Only 3% of young people were not at school, or said “prefer not to say” when asked.

This report allows you to make comparisons back to National data.

We hope that the information provided is beneficial and we thank you for your support for the project.

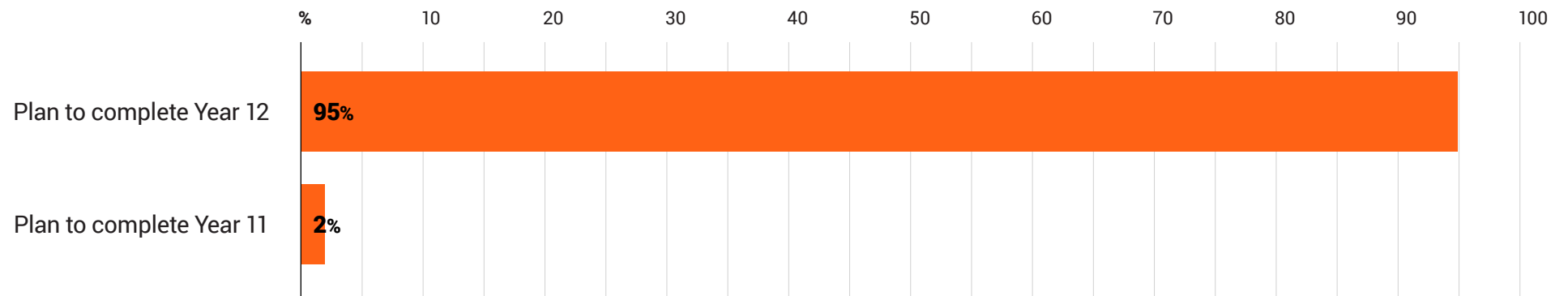
If you are interested in further details, please contact us at [generation@anu.edu.au](mailto:generation@anu.edu.au).



# Future plans



## Intentions to finish school







## Future plans



**Have your post-school plans changed since last year?**

**49%**

of young people said  
their post-school plans  
had changed since  
last year

**51%**

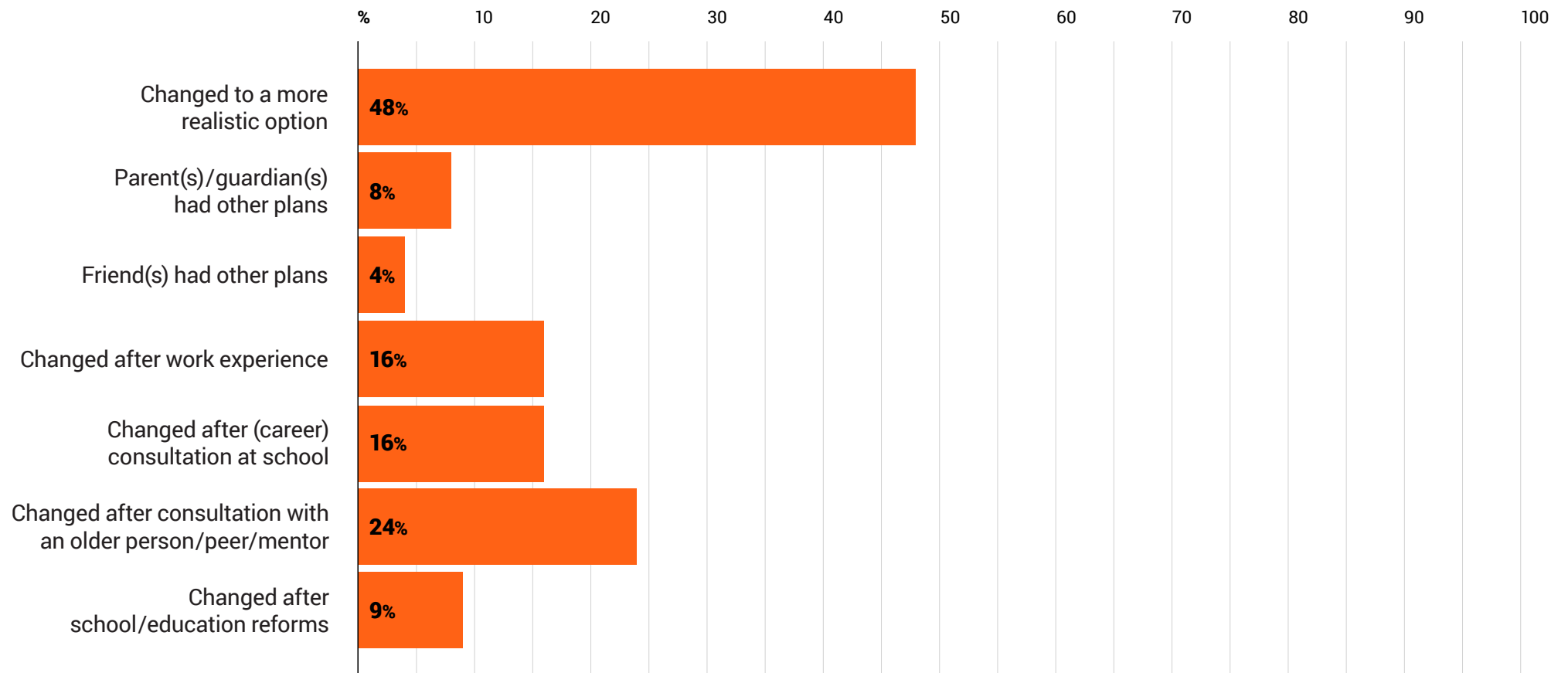
of young people said  
their post-school plans  
had not changed  
since last year



# Future plans



## Why did plans change?



Note: These results are based on responses from 1562 young people who said their plans had changed.

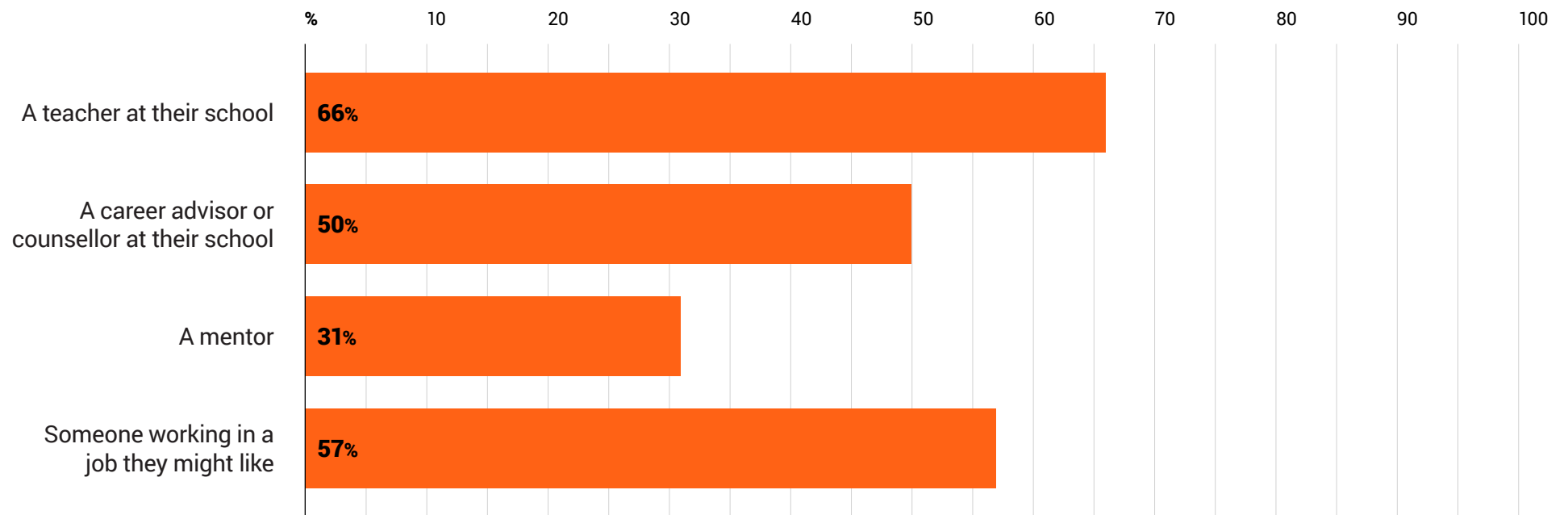


# Future plans

what young people did in 2023 to help them make decisions about their futures



## They spoke to people about their career plans



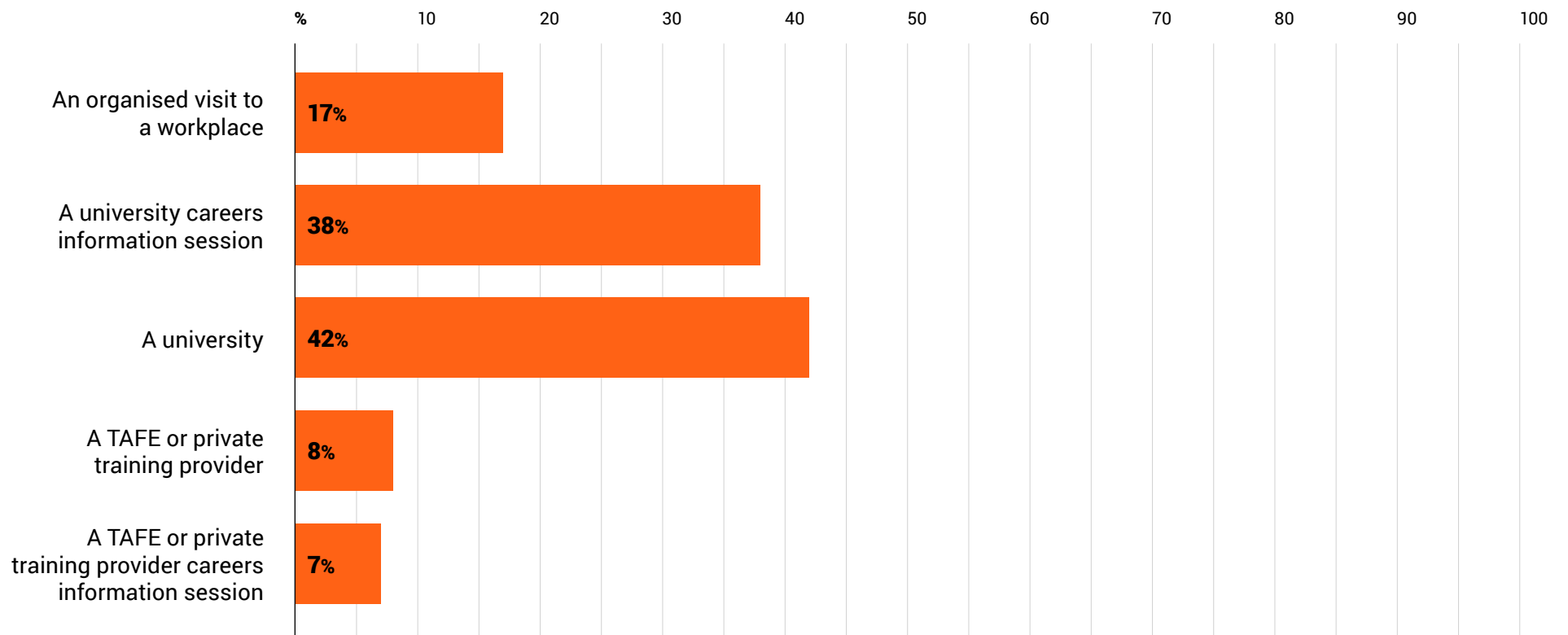


# Future plans

what young people did in 2023 to help them make decisions about their futures



## They attended or visited





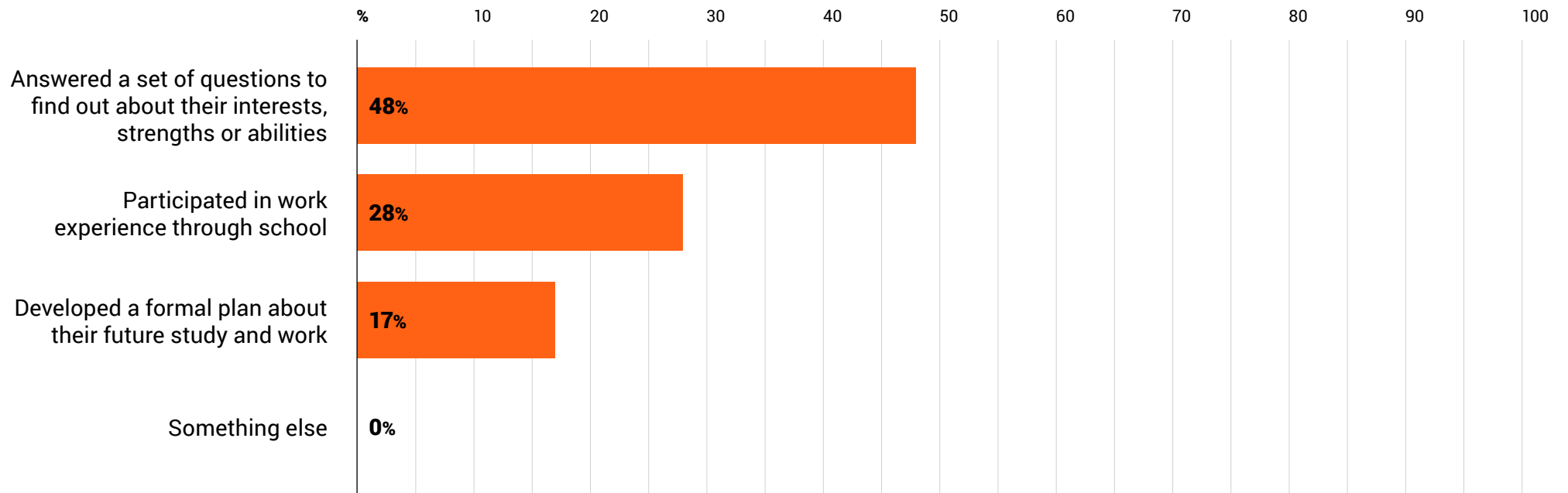


# Future plans

what young people did in 2023 to help them make decisions about their futures



## Other activities





# Social and emotional skills



## OPEN-MINDEDNESS (OM)

**Open-mindedness (OM)** emphasises imagination and provides insight into the level of curiosity of an individual.

People with higher scores are more likely to be adventurous and creative. They are curious about the world and other people, are eager to learn new things and enjoy new experiences.

Those with lower scores are often much more traditional, dislike abstract or theoretical concepts and act conventionally.

## TASK PERFORMANCE (TP)

**Task performance (TP)** relates to an individual's level of conscientiousness and approach towards task-completion.

Those scoring higher in this domain tend to be cautious, organised and mindful of details. They plan ahead, and think carefully before starting something. Once they start, they like to finish it.

Someone scoring lower is less structured and organised. They do not work on a set schedule and are more spontaneous.

## ENGAGING WITH OTHERS (EO)

**Engaging with others (EO)** provides insights into a person's approach towards teamwork and leadership.

People with higher scores are more likely to enjoy leading and take initiatives when working with others. Extroverts like to meet new people and feel energised when they are around other people. They tend to say things before thinking about them.

Those scoring lower are shy and reserved. They prefer solitude: they feel exhausted when having to socialise a lot and need quiet time to recharge. Introverts dislike making small talk and think carefully through before speaking.

## COLLABORATION (CL)

The **Collaboration (CL)** people with higher scores are more likely to trust and help others. They have a great deal of empathy and concern for other people and enjoys helping and contributing to the happiness of other people.

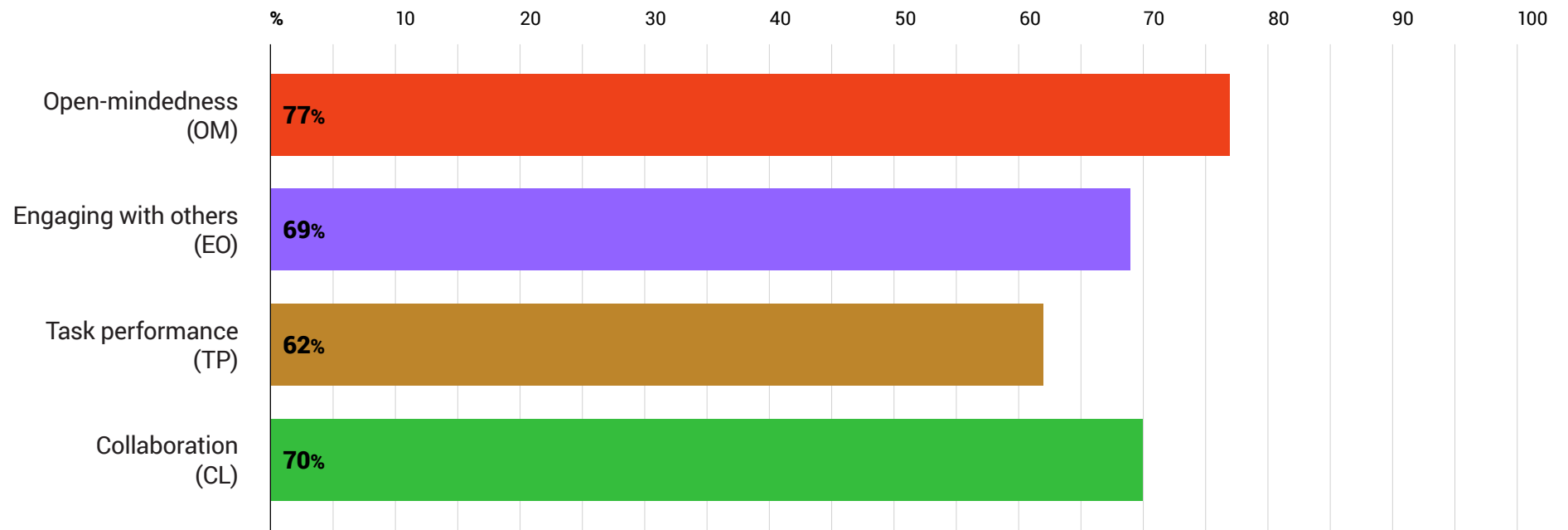
People scoring lower are blunt: they value honesty over others' feelings. They can be more critical, competitive and have little interest in other peoples' problems.



# Social and emotional skills



The average score for each domain among survey population\*

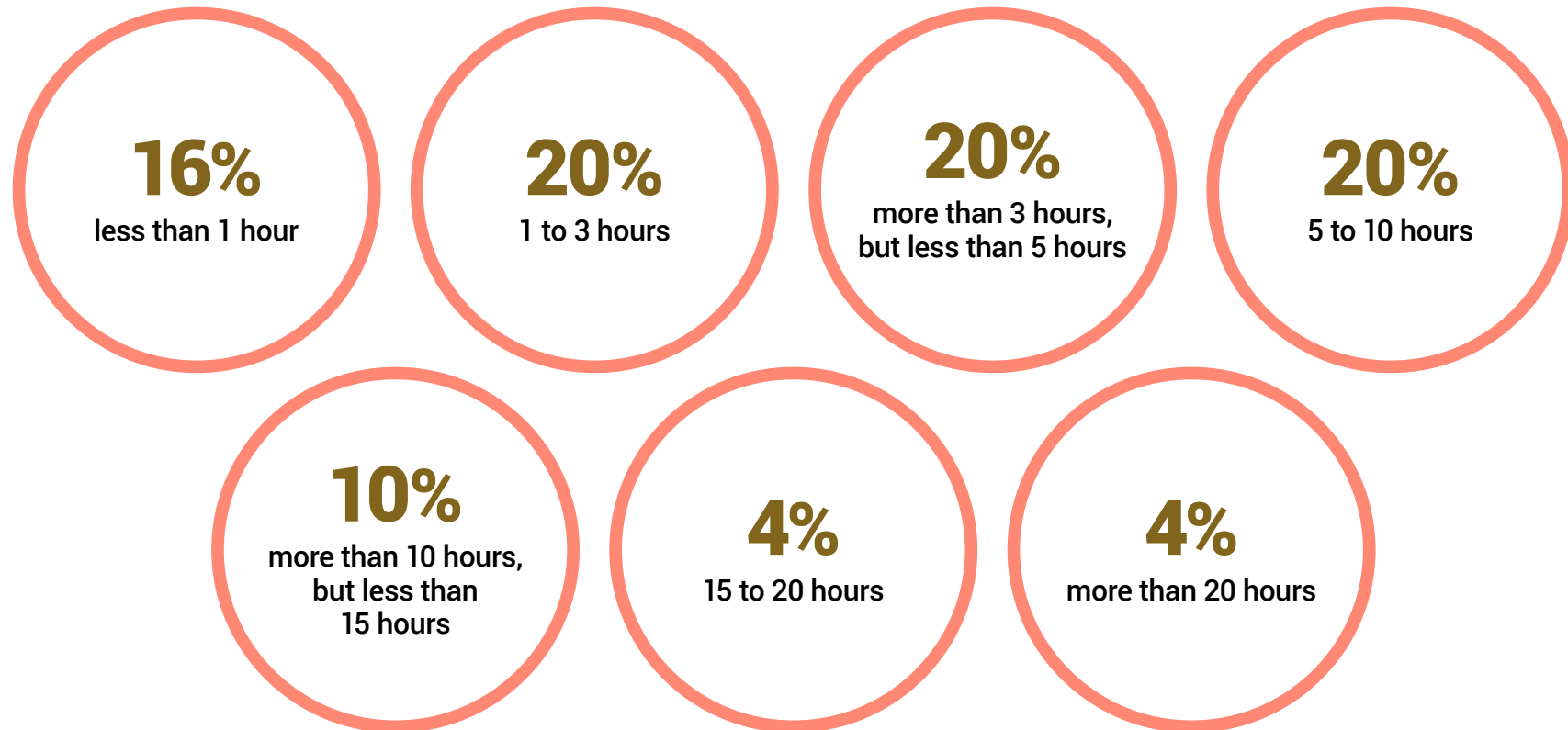


\*Percentage of the maximum score.



# Homework and tutoring

## Homework in the last week\*



\*Item was asked of young people still at school. Last week refers to week prior to survey completion.



## Homework and tutoring

### Access to tutoring outside of school hours in the last 12 months\*

**6%**

have a tutor more  
than once per week

**17%**

have a tutor  
once per week

**5%**

have a tutor less  
than once per week

**68%**

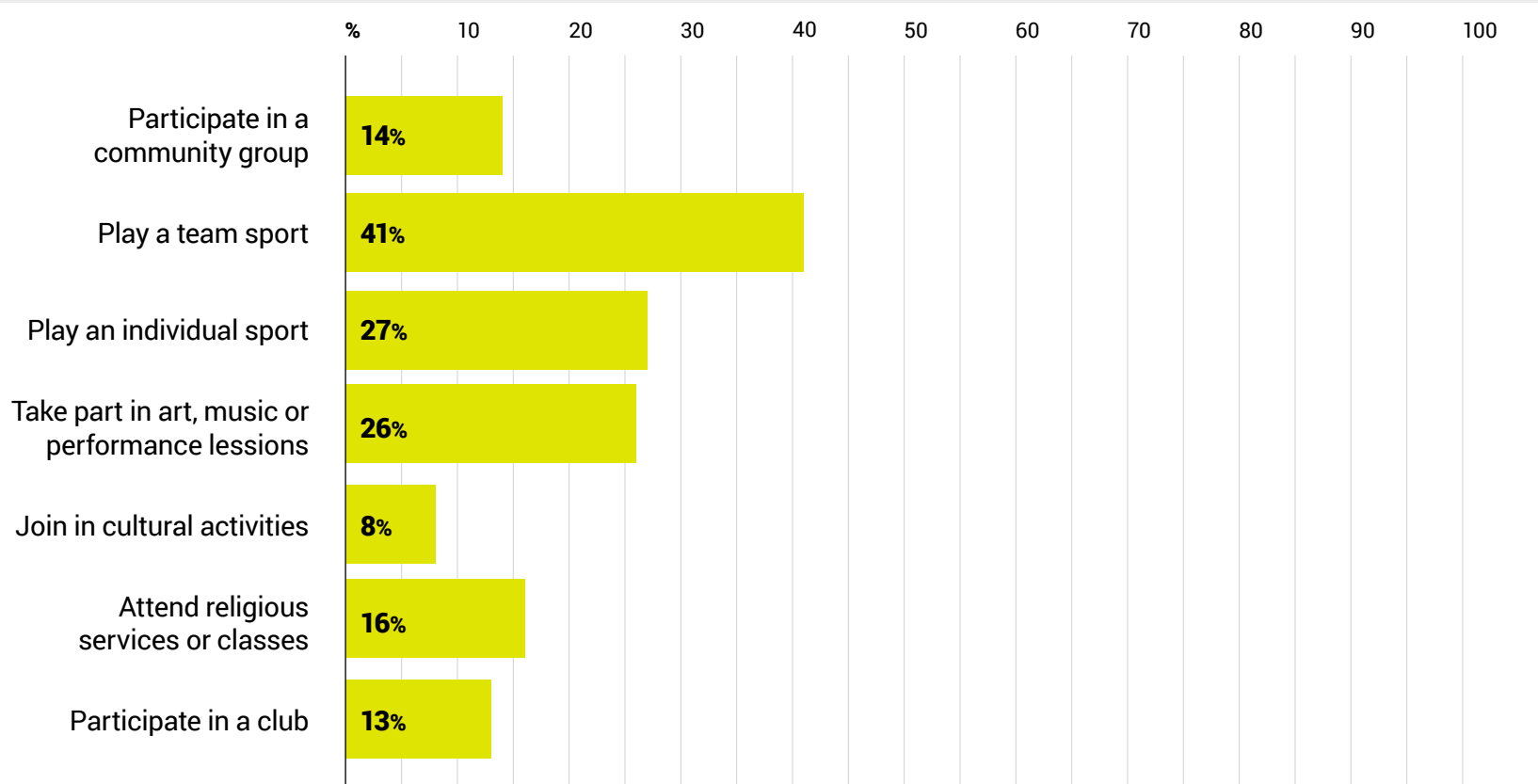
did not have a tutor

\*Item was asked of young people still at school. In the last 12 months refers to 12 months prior to survey completion.



# Employment and extra-curricular activities

**% of young people who participated in extra-curricular activities in the year (at least once per week, for 3 or more months)**



**61%**  
of young people  
have worked in  
the last 4 weeks

Of those who work,  
on average they work  
**12 hours**  
per week

Note: The result for average hours worked is based on responses from 1940 young people who had worked in the last 4 weeks.

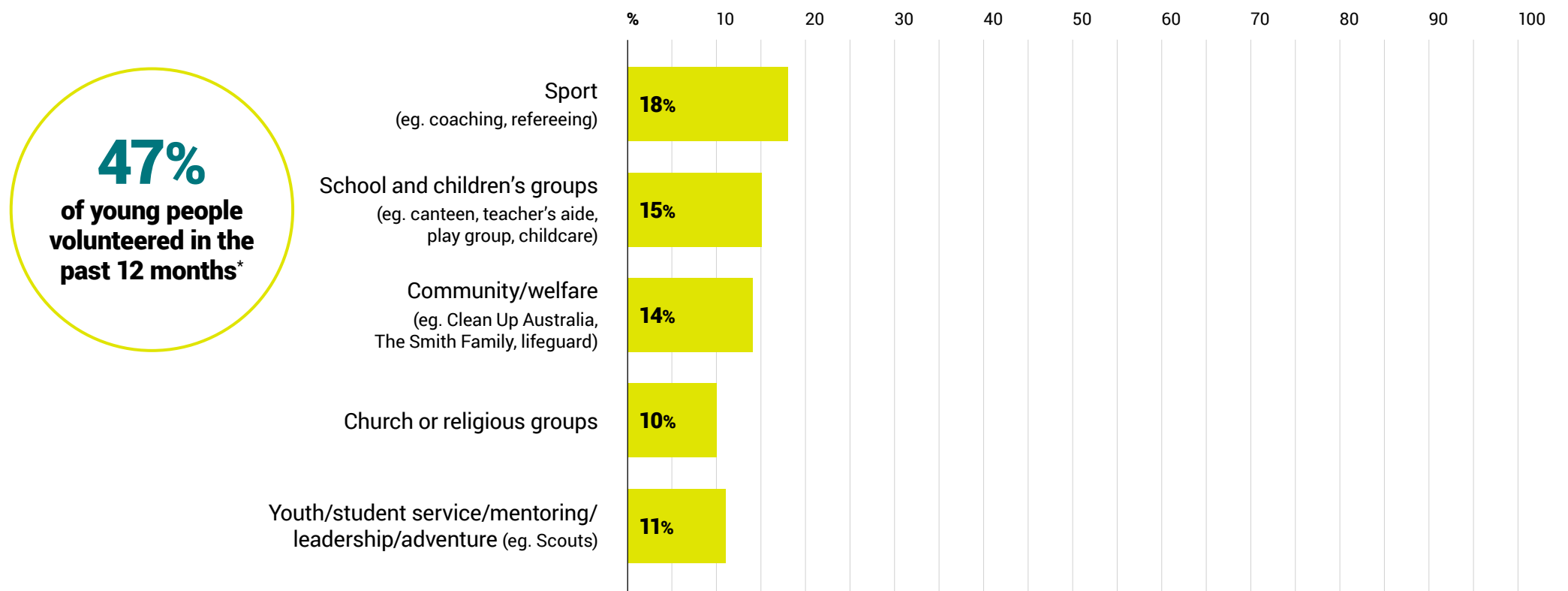
National report



# Employment and extra-curricular activities



## % of young people who did any unpaid voluntary work in the last 12 months with the following



\*In the 12 months prior to survey completion.



2022 2023 2024 2025 2026 2027 2028 2029 2030 2031

# GENERATION

THE 10 YEAR YOUTH JOURNEY

The research has been commissioned by the Australian Government Department of Education, and all Australian state and territory governments.



Australian Government  
Department of Education



Australian  
National  
University



Social  
Research  
Centre

*GENERATION acknowledges and celebrates the First Australians on whose traditional lands we live, work and study. We seek to better understand who we are as a nation and where we might be going together in the future.*